






This Features List is for evacuation devices that are stored in a cupboard or hang from a wall hook. In an evacuation they are taken to the evacuee who may be in a bed chair, wheelchair, etc, or they may even be ambulant but not able to walk down stairs.

	 <b>ResQmat</b> Item # 220P	 <b>ResQpod</b> Item # 220RP	 <b>ResQme</b> Item # 220M
<b>Pull from the Head or Feet end</b>	✓	✓	✓
<b>Long straps at each end for multiple Rescuers</b>	✓	✓	✓
<b>Silicone coated sliding surface</b>	✓	✓	✓
<b>Able to enclose arms and legs</b>	✓ Can also use a blanket	✓ Can also use a blanket	✓ Can also use a blanket
<b>Cross Strap Attachment Method</b>	10cm / 4" wide Hook & Loop Tape	10cm / 4" wide Hook & Loop Tape	10cm / 4" wide Hook & Loop Tape
<b>Slides off the bed</b>	✓	✓	✓
<b>Slides across the floor</b>	✓	✓	✓
<b>Slides down stairs</b>	✓	✓	✓
<b>Slides well on vinyl</b>	✓	✓	✓
<b>Slides well on carpet</b>	✓	✓	✓
<b>Insulated plastic for minimal heat transfer from friction</b>	✓	✓	✓
<b>Adjustment method</b>	Pillow is fixed, and adjusts by curling up from the feet	Pillow is fixed, and adjusts by curling up from the feet	Feet are fixed, and adjusts by moving the optional pillow down
<b>Handles to allow for manual carrying</b>	✗	✓	✗
<b>Built in pillow</b>	✓	✓	Optional
<b>Built in mini-mattress</b>	✓	✗	✗
<b>Maximum Safe Working Load (SWL)</b>	300kg / 660lbs	290kg / 639lbs	300kg / 660lbs
<b>Cleaning</b>	Wipe clean and machine wash	Wipe clean and machine wash	Wipe clean and machine wash

This Features List is for evacuation devices which are stored under the mattress, ready to use in case of evacuation.

	 <b>ResQsheet</b> <b>Item # 220</b>	 <b>ResQsheet for Vinyl &amp; Carpet</b> <b>Item # 220VC</b>	 <b>ResQsheet for Trolley Beds</b> <b>Item # 220T</b>	 <b>ResQsheet – Bariatric</b> <b>Item # 220B</b>
<b>Non-slip material on sides to help prevent the mattress slipping when getting into &amp; out of bed</b>	✓	✓	✓	✓
<b>Press Studs to contain straps &amp; prevent them from getting caught on the bed frame or side rails</b>	✓	✓	✓	✓
<b>Pull from the Head or Feet end</b>	✓	✓	✓	✓
<b>Long straps at each end for multiple Rescuers</b>	✓	✓	✓	✓
<b>Silicone coated sliding surface</b>	✓	✓	✓	✓
<b>Able to enclose arms and legs</b>	✓ Can also use a blanket	✓ Can also use a blanket	✓ Can also use a blanket	✓ Can also use a blanket
<b>Cross Strap Attachment Method</b>	Adjustable buckle on webbing strap	Adjustable buckle on webbing strap	Adjustable buckle on webbing strap	Adjustable buckle on webbing strap
<b>Slides off the bed</b>	✓	✓	✓	✓
<b>Slides on the floor</b>	✓	✓	✓	✓
<b>Slides down stairs</b>	✓	✓	✓	✓
<b>Slides well on vinyl</b>	✓	✓	✓	✓
<b>Slides well on carpet</b>	✓ On some low pile carpets	✓	✓ On some low pile carpets	✓ On some low pile carpets
<b>Number of Cross Straps</b>	2	2	2	3
<b>For standard hospital beds</b>	✓	✓	✗	✗
<b>For Trolley beds</b>	✗	✗	✓	✗
<b>For bariatric size beds</b>	✗	✗	✗	✓
<b>Maximum Safe Working Load (SWL)</b>	300kg / 660lbs	300kg / 660lbs	300kg / 660lbs	450kg / 990lbs
<b>Cleaning</b>	Wipe clean and machine wash	Wipe clean and machine wash	Wipe clean and machine wash	Wipe clean and machine wash